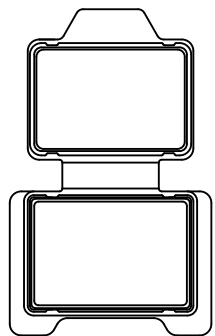
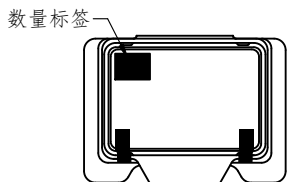


# HSF



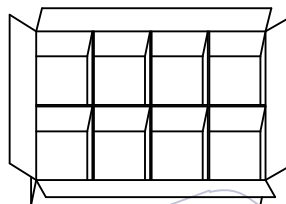
No. 1

将产品装入一个真空盒  
真空盒:SB-01AC(14\*10\*2.4cm)



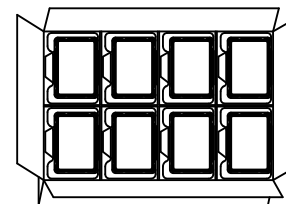
No. 2

用透明胶粘好真空盒,  
并贴真空盒标签



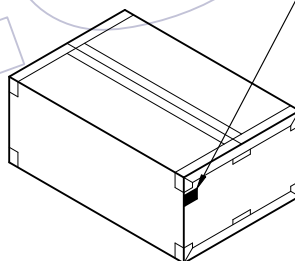
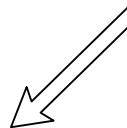
No. 3

在纸箱内套上PE-10防水袋,  
把刀卡拼好放入纸箱,如上图  
纸箱:CTN-05K(45.5\*29.5\*17.0cm)  
刀卡:CTN-GB01(45.0\*15.5\*0.3cm)  
CTN-GB02(29.0\*15.5\*0.3cm)



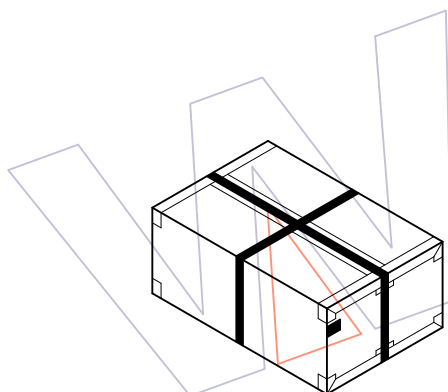
No. 4

将真空盒装入纸箱(48盒/箱)  
放入两包干燥剂,再将防水袋封口



No. 5

封箱,贴纸箱标签



No. 6

打十字型包装带

## 说明:

1. 产品如图所示型态放入真空盒
2. 注意各标签样式、位置及方向的一致性;
3. 标签如客户有特殊要求,则按客户要求黏贴;
4. 打外箱包装带时需注意,打为十字型,另出国内客户,未打包装带。
5. 如订单数量不足24盒,则使用CTN-21外箱出货
6. 未尽事宜依交货注意事项包装

变更  
记事

|           |            |                                  |              |               |                    |               |     |            |       |     |   |
|-----------|------------|----------------------------------|--------------|---------------|--------------------|---------------|-----|------------|-------|-----|---|
|           |            |                                  |              |               | 工程图<br>ENGINEERING | 绘图<br>DRAW    | 苏 珊 | 2023/03/14 | SCALE | Fit | <br>WCON ELECTRONICS (GUANGDONG) CO.,LTD<br>料号 PART NO. 13XX-X2XXXXSXXXCAXX<br>品名 TITLE: 1.27mm Pin Header, 2*XXP, S/T 盒装规范 |
|           |            |                                  |              |               | X.X ±0.30          | 设计<br>DESIGN  |     |            | UNIT  | mm  |   |
|           |            |                                  |              |               | X.XX ±0.20         | 审核<br>CHECK   |     |            | SIZE  | A4  |   |
| A0        | 2023/03/14 | NEW                              |              |               | X.XXX ±0.10        | 核准<br>APPROVE |     |            | SHEET | 1/1 |   |
| 版次<br>REV | 日期<br>DATE | 变更说明<br>MODIFICATION DESCRIPTION | 变更<br>CHANGE | 核准<br>APPROVE | Angle ± 2'         | DIM TOL       |     |            | PROJ. | ⌀   |   |