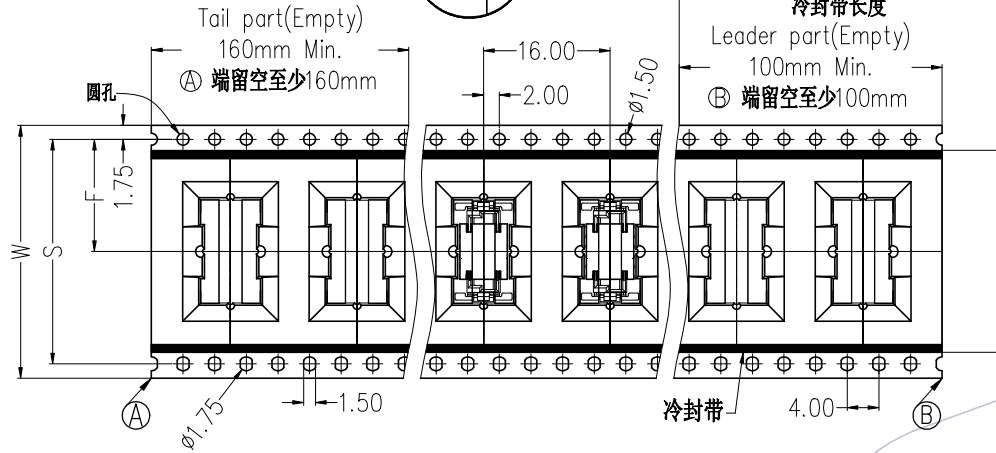
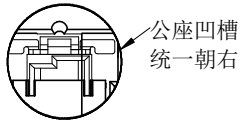


HSF



包装时产品卷入方向

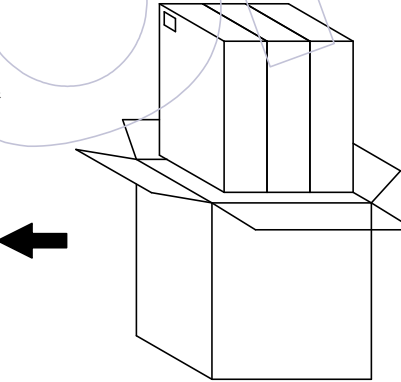
客户安装时拉出方向
Customer pull out direction

白色小标签

No.1:

产品包装前,注意载带要留空160mm以上
将产品放入载带凹槽后,用盖带封装,
注意:盖带与承载带的拉力30g-120g

剖视图



白色小标签

内箱: CTN-18E

No.2:

将内箱装入外箱(3内箱/外箱)
注意统一标签方向

No.3:

将卷盘套上PE-32防水袋,
放入1包干燥剂,
真空机封口后装入内箱,
用封箱胶封装好,并贴上标签。

Pin	载带料号	W	S	F	PCS/Reel	PCS/内箱	PCS/外箱
6P	TR3910-MN006M08501	24.0±0.30	/	11.50±0.15	450	1350	4050
10P	TR3910-MN010M08501	24.0±0.30	/	11.50±0.15	450	1350	4050
12P	TR3910-MN012M08501	32.0±0.30	28.40±0.10	14.40±0.15	450	900	2700
14P	TR3910-MN014M08501	32.0±0.30	28.40±0.10	14.40±0.15	450	900	2700
16P	TR3910-MN016M08501	32.0±0.30	28.40±0.10	14.40±0.15	450	900	2700
20P	TR3910-20G3201	32.0±0.30	28.40±0.10	14.40±0.15	450	900	2700
22P	TR3910-MN022M08501	44.0±0.30	42.40±0.10	21.20±0.15	450	900	2700
24P	TR3910-MN024M08501	44.0±0.30	42.40±0.10	21.20±0.15	450	900	2700
26P	TR3910-26G4404	44.0±0.30	42.40±0.10	21.20±0.15	450	900	2700
30P	TR3910-30G4402	44.0±0.30	42.40±0.10	21.20±0.15	450	900	2700
32P	TR3910-32G4403	44.0±0.30	42.40±0.10	21.20±0.15	450	900	2700
40P	TR3910-MN040M08501	56.0±0.30	52.40±0.10	26.20±0.15	450	450	1350
50P	TR3910-50G5601	56.0±0.30	52.40±0.10	26.20±0.15	450	450	1350
60P	TR3910-MN060M08501	72.0±0.30	68.40±0.10	32.20±0.15	450	450	1350
68P	TR3910-68G7201	72.0±0.30	68.40±0.10	32.20±0.15	450	450	1350
70P	TR3910-MN070M08501	72.0±0.30	68.40±0.10	32.20±0.15	450	450	1350
80P	TR3910-80G7203	72.0±0.30	68.40±0.10	32.20±0.15	450	450	1350
90P	TR3910-MN090M08501	88.0±0.30	84.40±0.10	42.20±0.15	450	450	1350
100P	TR3910-MN100M08501	88.0±0.30	84.40±0.10	42.20±0.15	450	450	1350

变更 记 事						工程图 ENGINEERING	绘图 DRAW	苏 珊	2021/12/13	SCALE	FIT	WCON WCON ELECTRONICS (GUANGDONG) CO., LTD	
	A1	2021/12/13	更新图框	苏 珊	-----	X.X	±0.30	设计 DESIGN		UNIT	mm		料号 PART NO.
	A0	2019/08/28	NEW	刘 胜	-----	X.XX	±0.20	审核 CHECK		SIZE	A4		
	版次 REV	日期 DATE	变更说明 MODIFICATION DESCRIPTION	变更 CHANGE	核准 APPROVE	Angle	± 2'	核准 APPROVE		SHEET	1/1	品名 TITLE:	1.27Pitch SDC Male XXP, SMT W/T POST&CAP H=6.7 卷装规范
						DIM	TOL			PROJ.			