HSF

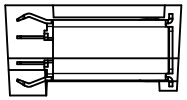

产品放置示意图



No. 1

产品装入真空盒内,100PCS/Tray
真空盒规格:SB-151A0(330*270*10.45mm)



No. 2

盖上盒盖
真空盒规格:SB-151B0(330*270*10.45mm)

数量标签

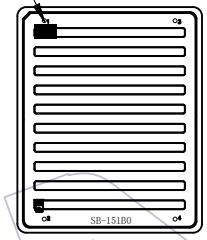

No. 3

贴标签于真空盒左上角

缠PE膜

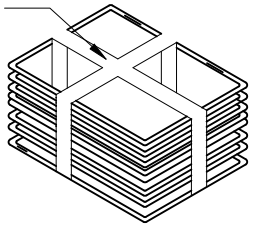

No. 4

27盒为一扎,上下各放一块纸护板
再用PE膜缠绕成十字形

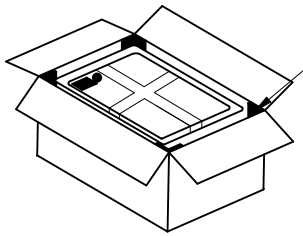

纸护角CTN-J031

No. 5

纸箱内需套防水袋PE-19，再将真空盒装入纸箱,2700PCS/箱
加一包干燥剂后密封，四周各放置一个纸护角CTN-J031
纸箱规格:CTN-71A(47*28*37cm)

贴外箱标签及ROHS标签

大透明胶

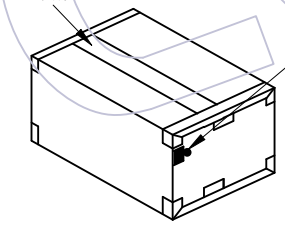

No. 6

封箱及贴标签于纸箱侧面的左上角

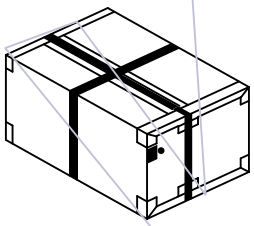

No. 7

打包装带

说明:

1. 产品如图所示型态放入真空盒
2. 注意各标签样式.位置及方向的一致性;
3. 打外箱包装带时需注意，打为十字型.

变更记事											
					零件图		颜色 COLOR	———		SCALE	fit
					X.	±0.50	材质 MATERIAL	———		UNIT	mm
					X.X	±0.20					
					X.XX	±0.10	设计 DESING	黎智辉	2022/07/06	SIZE	A4
					X.XXX	±0.05					
A0	2022/07/06	NEW	———	———	Angle		审核 CHECK			SHEET	1/1
					X.	± 2°					
版次 REV	日期 DATE	变更说明 MODIFICATION DESCRIPTION	变更 CHANGE	核准 APPROVE	DIM	TOL	核准 APPROVE			PROJ.	

WCON

WCON ELECTRONICS (GUANGDONG) CO.,LTD

料号 PART NO. 6130-06MSSXDBNX2

品名 TITLE: 2.0mm SIC Conn.6P,S/T,Male, 侧面铆合,4脚 盒装规范