HSF

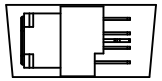

产品装入示意图



No. 1

产品装入真空盒内

真空盒规格:SB-109AB(330*280*19.6mm)



No. 2

盖上盒盖并四边六处钉上订书针

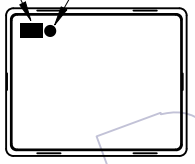

No. 3

贴标签于真空盒左上角

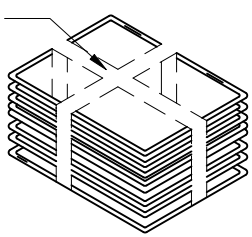

No. 4

7盒为一扎,上下各放一块纸护板,

再用PE膜缠绕成十字形

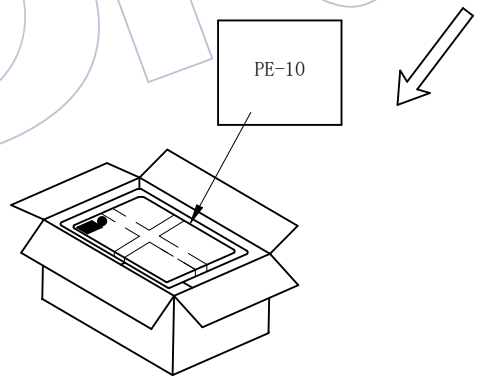

No. 5

纸箱内需套防水袋PE-19，再将真空盒装入纸箱

3扎/箱，加一包干燥剂后真空密封

纸箱规格:CTN-03K(35.5*28.5*35cm)



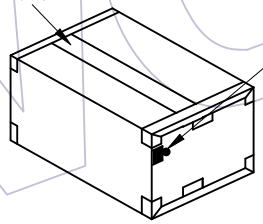

No. 6

封箱及贴标签于纸箱侧面的左上角

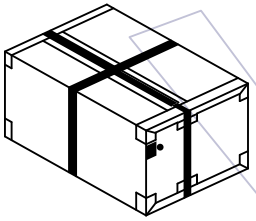

No. 7

打包装带

说明:

1. 产品如图所示型态放入真空盒
2. 注意各标签样式.位置及方向的一致性;
3. 打外箱包装带时需注意，打为十字型.

变更记事												
					零件图		颜色 COLOR			SCALE	fit	WCON ELECTRONICS (GUANGDONG) CO.,LTD
					X.	±0.50	材质 MATERIAL			UNIT	mm	
					X.X	±0.20						
					X.XX	±0.10	设计 DESING	苏 珊	2021/01/12	SIZE	A4	料号 PART NO. 6321-XXXSDXXMNAOX
					X.XXX	±0.05						
A0	2021/01/12	NEW	———	———	Angle		审核 CHECK			SHEET	1/1	
					X.	± 2°	核准 APPROVE			PROJ.		品名 TITLE: 1.27mm 带状SCSI 母座 180° DIP 金属外壳,无鱼叉包装规范
版次 REV	日期 DATE	变更说明 MODIFICATION DESCRIPTION	变更 CHANGE	核准 APPROVE	DIM	TOL						