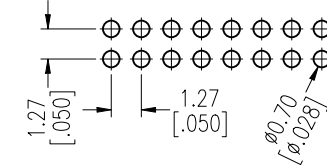
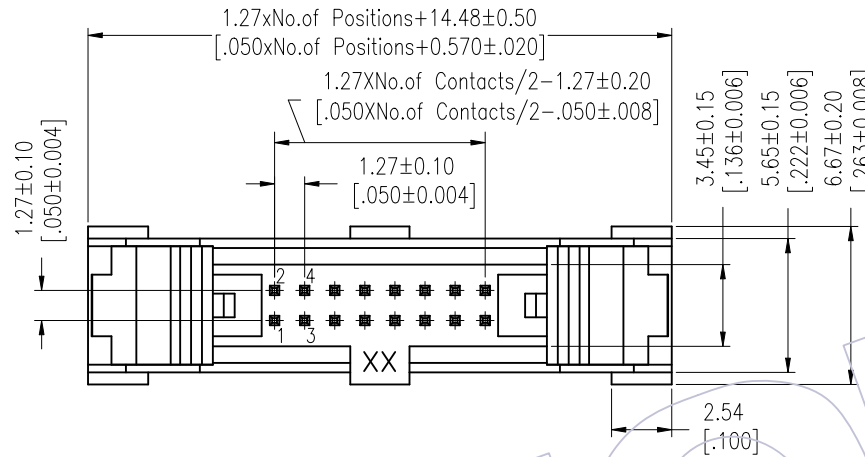


HSF

Recommended P.C.B Layout(Top Side)
(PCB BOARD TOLERANCE±0.05)

NOTES:
 Current Rating: 1.75AMP
 Contact Resistance: 20mΩ Max
 Withstand Voltage: 1000V AC/DC
 Insulation Resistance: 5000MΩ Min
 Operation Temperature: -55°C to +125°C

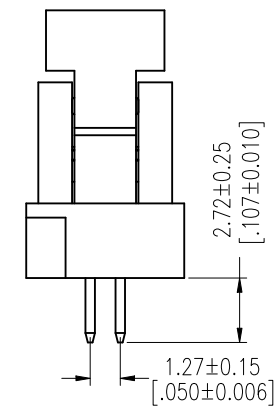
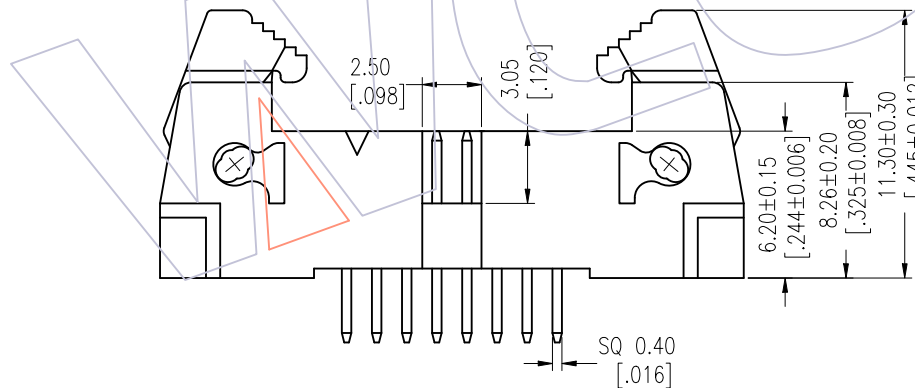
Contact Material:Brass
 Contact plating:Au Or Sn over Ni
 Insulator Material:LCP+30%G.F UL94V-0



Ordering Information

3231-XX S XX B S T 1

No. of Pins	Contact Plating	Insulator Color	Packing
06 26	G0=Gold Flash	B=Black	T=Tube
08 30	G3=10u"Gold		
10 34	G4=15u"Gold		
14 40	G5=30u"Gold		
16 44	S0=Gold Flash/Tin		
20 50	S3=10u"Gold/Tin		
24	S4=15u"Gold/Tin		
	S5=30u"Gold/Tin		
	SN=Tin		



Item	Pitch	Mating
Standard	1.27	5232
Alternate		

REV	DATE	MODIFICATION DESCRIPTION	CHANGE	OPERATION	DRAW	DATE	SCALE	FIT	PART NO.
				x.x ±0.40	JYHuang	2012/09/28	UNIT	mm	3231-XXSXXBST1
				x.xx ±0.25	CHECK	DATE	SIZE	A4	TITLE:
A0	2012/09/28	NEW	-----	x.xxx ±0.15	APPROVE	DATE	SHEET	1/1	1.27 Ejector Header "S" Type 180°
				Angle ± 3°			PROJ.	⌀	Customer NO.
				DIM TOL					

WCON

Http: www.wcon.com

WCON-Dongguan Tel: +86 769 85358920
 WCON-Kunshan Tel: +86 512 57468408
 Fax: +86 769 85358915
 Fax: +86 512 57468468
 E-mail: sales@wcon.com
 E-mail: salesks@wcon.com