

HSF

TECHNICAL SPECS:

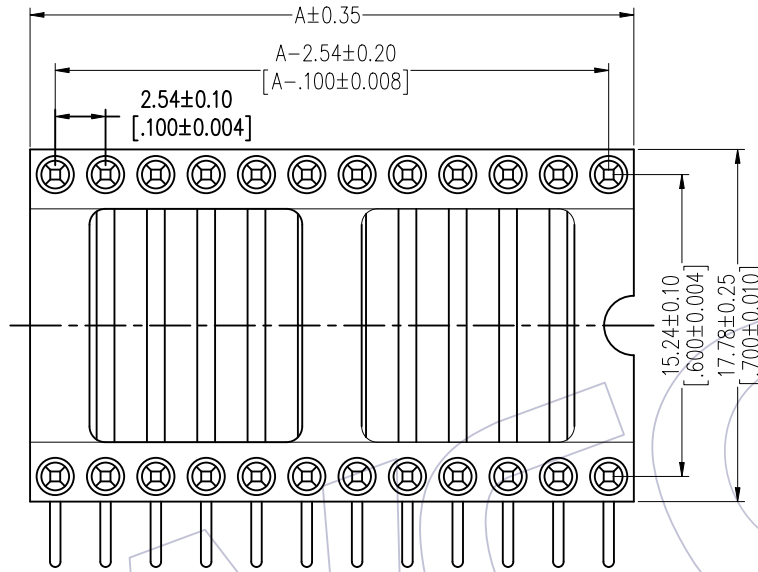
Current Rating: 1.0AMP
 Contact Resistance: 10mΩ Max
 Dielectric Strength: Min 1000VRMS
 Mechanical Life: Min 100 cycles
 Mating Pin: Ø0.40 to Ø0.56mm
 Forces: (polished steel gauge Ø0.43mm)
 Insertion: 200g Max/Pin, Withdrawal: 60g Min/Pin
 Operation Temperature: -40°C to +105°C

Sleeve: Brass CuZn36Pb3(C36000), Sn over Ni
 Contact Clip(4 finger): BeCu(C17200), Au or Sn over Ni
 Insulator Material: PPS+30%G.F(UL94V-0)
 24P~32P Insulators with center one bar
 36P~48P Insulators with center two bar

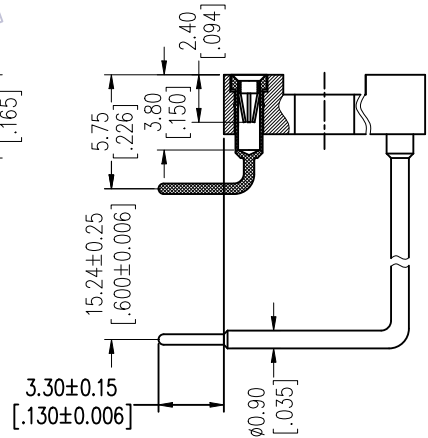
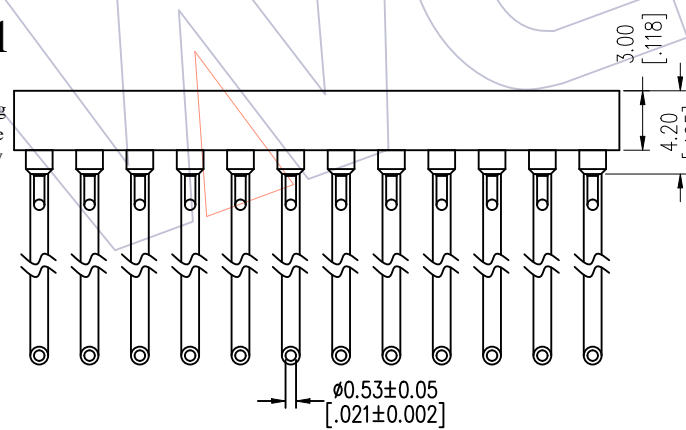
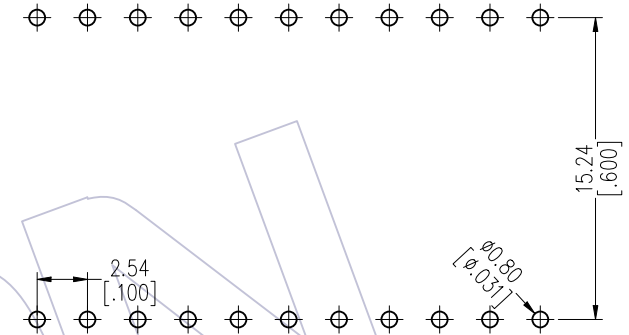
Ordering Information

7110-302 XX R XX 097 X 1

Row of Pitch 2=15.24mm
 No. of Pin See tab
 Contact Plating S0=Gold Flash/Tin, S3=10u"Gold/Tin, S4=15u"Gold/Tin, S5=30u"Gold/Tin, SN=Tin
 Pin Long 097=9.7mm
 Packing T=Tube, A=Tray



Recommended P.C.B Layout(Top Side)
 (PCB BOARD TOLERANCE±0.05)



Dimensional & Ordering Information

NO. of Poles	Part No.	Dim
		A
24	7110-30224RXX097X1	30.48
28	7110-30228RXX097X1	35.56
32	7110-30232RXX097X1	40.64
36	7110-30236RXX097X1	45.72
40	7110-30240RXX097X1	50.80
42	7110-30242RXX097X1	53.34
48	7110-30248RXX097X1	60.96

REV	DATE	MODIFICATION DESCRIPTION	CHANGE	OPERATION	DRAW	DATE	SCALE	FIT	PART NO.
A0	2012/11/02	NEW	-----	x.x ±0.40	JYHuang	2012/11/02	UNIT mm		7110-302XXRXX097X1
				x.xx ±0.25	CHECK	DATE	SIZE A4		TITLE:
				x.xxx ±0.15	APPROVE	DATE	SHEET 1/1		2.54mm IC SOCKET 90° H=3.0
				Angle ± 3°			PROJ.		Row of Pitch 15.24mm
				DIM TOL					Customer NO.

WCON

Http: www.wcon.com

WCON-Dongguan Tel: +86 769 85358920 Fax: +86 769 85358915 E-mail: sales@wcon.com
 WCON-Kunshan Tel: +86 512 57468408 Fax: +86 512 57468468 E-mail: salesks@wcon.com