

HSF

IDC HOUSING MATERIAL

Insulation Material:PBT+30%GF(UL94V-0)
 Contact Material:Phosphor Bronze/BRASS
 Contact plating:Au or Sn Over Ni

Ejector Header HOUSING MATERIAL

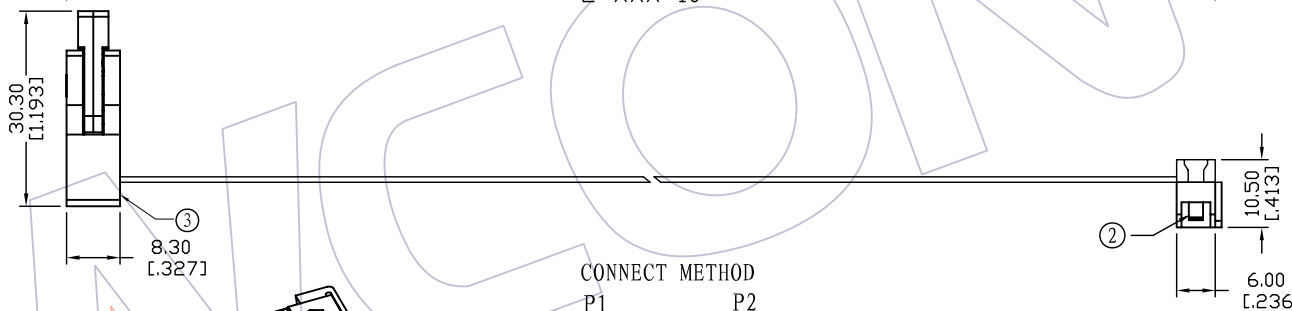
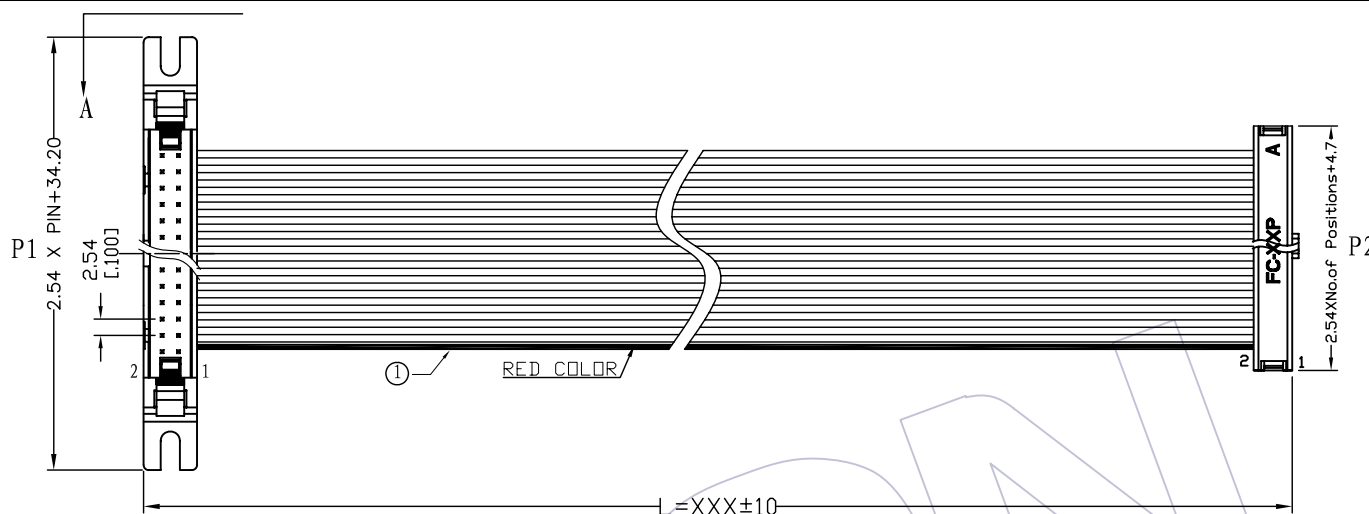
Insulation Material:PBT+30%GF(UL94V-0)
 Contact Material:Brass
 Contact plating:Au or Sn Over Ni

SPECIFICATIONS

Insulation Resistance:5MΩ Min
 Contact Resistance:1.0Ω Max
 Withstand Voltage:DC 300V, 10S
 The Cable Assembly Must 100% Test

CABLE MATERIAL

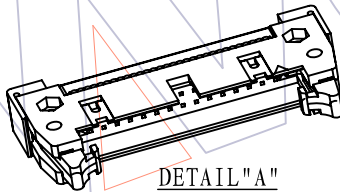
Insulation:UL 2651,Grey Red Side
 Conductor:28AWG(7/0.12mm)
 Electrical:300V



Ordering Information

FH12 - XX XX G A X XXX - 01

No. OF Pins: 04-64p
 Contact Plating:
 G0=Gold Flash
 G3=10u"Gold
 G4=15u"Gold
 G5=30u"Gold
 S0=Gold Flash/Ni
 S3=10u"Gold/Ni
 S4=15u"Gold/Ni
 S5=30u"Gold/Ni
 SN=Tin
 Connector Color:
 B=Black
 G=Grey(427C)
 Connector Direction:
 G=Opposite Direction
 Length of Line(mm)



CONNECT METHOD

P1	P2
1	1
2	2
3	3

XX	XX
XX	XX

③	3820-XXXXXXX01	CONN.	2.54 Ejector Header Color:XXX PBT Brass Plating: Xu" Gold	1	SET
②	5212-XXXXXXX01	CONN.	2.54 IDC **P PBT Color:XXX material:XX, Plating Xu" gold	1	SET
①	F1U-C28GXXD0-XXXX-1	WIRE	UL2651 PH1.27mm XXP 28AWG (7/0.12TC) PVC Grey Marking Red Side	XXXX	MM
NO.	PART NO.	NAME	TITLE	QTY	UNIT

					OPERATION	DRAW	BEN	09/09/02	SCALE	1:1	维峰五金电子有限公司 WAFE HARDWARE ELECTRONICS CO. LTD	
					X.X ±0.40	DESIGN			UNIT	mm		
					X.XX ±0.25	CHECK			SIZE	A4		
					X.XXX ±0.15	APPROVE			SHEET	1/1		
					Angle ± 3' DIM TOL				PROJ.	Customer NO.		
A0	09/09/02		NEW								PART NO.	FH12-xxxxGAXxxx-01
REV	DATE		MODIFICATION DESCRIPTION	CHANGE	APPROVE						TITLE:	2.54 IDC Drawing