

HSF

NOTES:

Rated Current: 1.5AMP.(20°C, 1*2P-1*15P)
 1.0AMP.(20°C, 1*16P-1*50P) $\triangle A4$
 Contact Resistance: 20mΩ Max.
 Withstand Voltage: 500V AC/DC
 Insulation Resistance: 1000MΩ Min.
 Operation Temperature: -40°C to +125°C (Gold Plating) $\triangle A4$
 -40°C to +105°C (Tin Plating) $\triangle A4$

Contact Material: Copper Alloy
 Contact Plating: Au or Sn Over 30u" Min Ni $\triangle A4$
 Insulator Material: PA9T+G.F UL94V-0 BK $\triangle A4$

Ordering Information

1325-2 1 XX XX M XXX C R XX $\triangle A4$

Plastic Layer
 Plastic Row
 No. of Pins
 Per Row: 02-50
 Contact Plating
 G0=Gold Flash
 G3=10u"Au, BG3=8u"PdNi+2u"Au
 G4=15u"Au, BG4=13u"PdNi+2u"Au
 G5=30u"Au, BG5=28u"PdNi+2u"Au
 S0=Gold Flash/Tin
 S3=10u"Au/Sn, P3=8u"PdNi+2u"Au/Sn
 S4=15u"Au/Sn, P4=13u"PdNi+2u"Au/Sn
 S5=30u"Au/Sn, P5=28u"PdNi+2u"Au/Sn
 SN=Bright Tin
 SM=Matte Tin

Series No.
 01-99

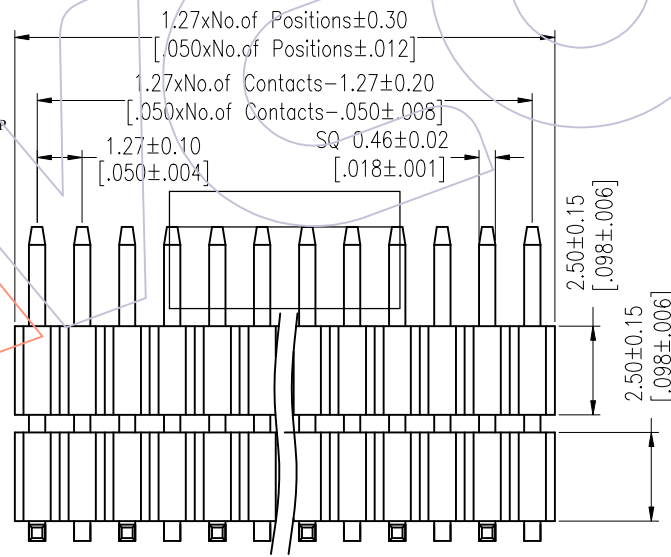
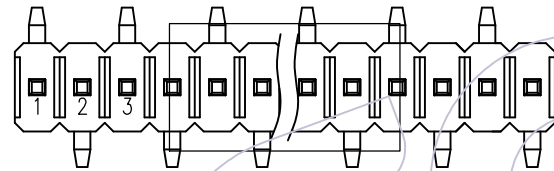
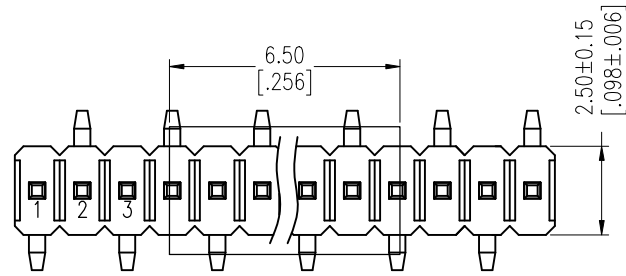
Packing
 T=Tube
 P=Tube+CAP
 R=Tape&Reel+CAP

Insulator Material
 C=PA9T(Standard)

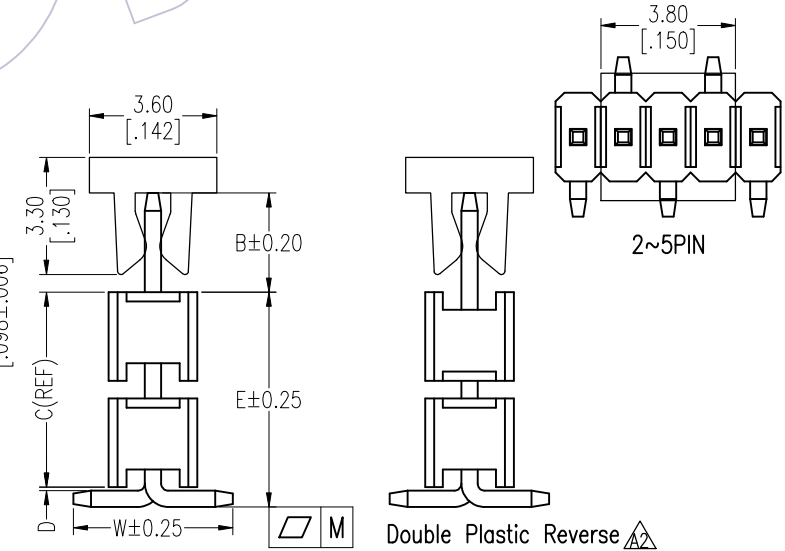
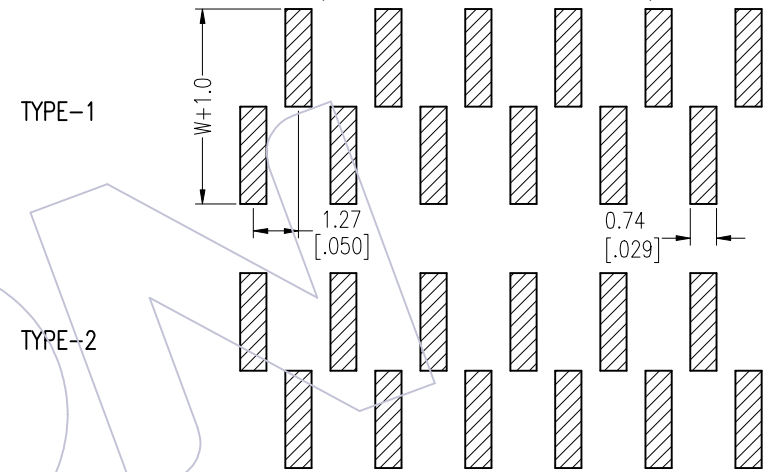
Pin Length
 L(See Table)

Type:
 M=SMT

PIN(PerRow)	2-15P	16-30P	31-50P
M	0.10	0.12	0.15



Recommended P.C.B Layout (Top Side)
 (PCB BOARD TOLERANCE±0.05)
 (PCB Thickness:T=1.60m)



REV	DATE	MODIFICATION DESCRIPTION	CHANGE	DIM	TOL	APPROVE	DATE	PROJ.	PART NO.	TITLE:
A4	2025/09/10	Standardization Drawing	CP	OPERATION	DRAW	DATE	2025/09/10	SCALE	Fit	1325-21XXXXMXXXCXXX $\triangle A4$ 1.27 Pin Header, SINGLE ROW, SMT, DOUBLE PLASTIC, H=2.5
A3	2023/02/02	Add Flatness	Du Ying	x.X	±0.40	CHECK	DATE	UNIT	mm [inch]	
A2	2021/08/30	Add Specifications	Du Ying	x.XX	±0.25	TANG	DATE	SIZE	A4	
A0	2012/03/31	NEW	William Chen	x.XXX	±0.15	APPROVE	DATE	SHEET	1/10	
				Angle	± 3'	Steven Zhao	DATE	PROJ.	Customer NO.	

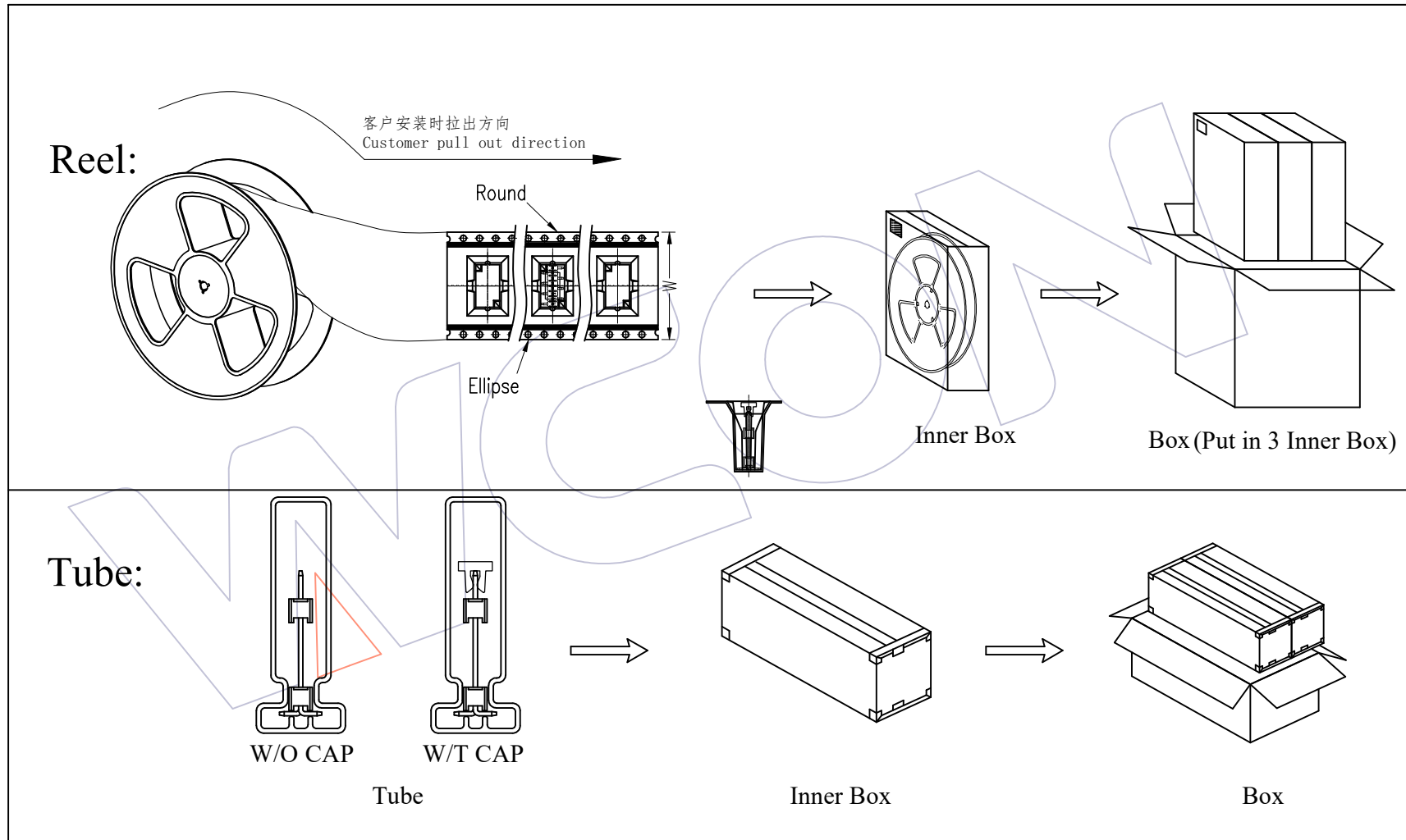
WCON
 Http: www.wcon.com

WCON-Dongguan
 Tel: +86 769 85358920
 Fax: +86 769 85358915
 E-mail: sales@wcon.com

WCON-Kunshan
 Tel: +86 512 57468408
 Fax: +86 512 57468468
 E-mail: sales@wcon.com

HSF

Packing:



A4	2025/09/10	Standardization Drawing	CP	OPERATION	DRAW	DATE	SCALE	Fit	PART NO. 1325-21XXXXMXXXCXXX
A3	2023/02/02	Add Flatness	Du Ying	x.X ±0.40	CP	2025/09/10	UNIT	mm [inch]	
A2	2021/08/30	Add Specifications	Du Ying	x.XX ±0.25	CHECK	DATE	SIZE	A4	TITLE: 1.27 Pin Header, SINGLE ROW, SMT, DOUBLE PLASTIC, H=2.5
A0	2012/03/31	NEW	William Chen	x.XXX ±0.15	TANG	2025/09/10	SHEET	2/10	
REV	DATE	MODIFICATION DESCRIPTION	CHANGE	Angle ± 3'	APPROVE	DATE	PROJ.		Customer NO.
				DIM TOL	Steven Zhao	2025/09/10			

WCON
Http: www.wcon.com

WCON-Dongguan
Tel: +86 769 85358920
Fax: +86 769 85358915
E-mail: sales@wcon.com

WCON-Kunshan
Tel: +86 512 57468408
Fax: +86 512 57468468
E-mail: salesks@wcon.com

HSF

Packaging Quantity Refers To The Following Table

Table 1

Item	Pin Length	W	C	D	E	B	Mating	
Standard	9.3	5.0	5.0	5.56	2.0	2.0	2321/2320T	
	10.3					3.0	2334/2344/2346	
	10.8					3.5	2357	
	11.8	6.8	7.36	4.5	2.0	2.0	2321/2320T	
	12.0					3.0	2334/2344/2346	
	12.5					3.5	2357	
	13.5	7.6	8.16	4.5	2.0	2.0	2321/2320T	
	12.0					3.0	2334/2344/2346	
	13.0					3.5	2357	
	14.5	9.0	9.56	0.1	4.5	2.0	2321/2320T	
	13.3					3.0	2334/2344/2346	
	14.3					3.5	2357	
	15.8	10.1	10.66	4.5	2.0	2.0	2321/2320T	
	14.5					3.0	2334/2344/2346	
	15.5					3.5	2357	
	16.0	11.9	12.46	2.0	2.0	2.0	2321/2320T	
	17.0					3.0	2334/2344/2346	
	16.3					3.5	2357	
	17.3	4.5	2.0	2.0	2.0	2.0	2321/2320T	
	18.8					3.0	2334/2344/2346	
	18.8	3.5	2357					
	18.8	4.5	2345/2385					
	Alternate							

PINS	Q' ty/Tube	Q' ty/Inner Box	Q' ty/Box
4	107	8,560	17,120
5	87	6,960	13,920
6	73	5,840	11,680
7	65	5,200	10,400
8	55	4,400	8,800
9	49	3,920	7,840
10	44	3,520	7,040
11	40	3,200	6,400
12	37	2,960	5,920
13	34	2,720	5,440
14	32	2,560	5,120
15	29	2,320	4,640
16	28	2,240	4,480
17	26	2,080	4,160
18	25	2,000	4,000
19	23	1,840	3,680
20	22	1,760	3,520
21	21	1,680	3,360
22	20	1,600	3,200
23	19	1,520	3,040
24	18	1,440	2,880
25	18	1,440	2,880
26	17	1,360	2,720
27	16	1,280	2,560

PINS	Q' ty/Tube	Q' ty/Inner Box	Q' ty/Box
28	16	1,280	2,560
29	15	1,200	2,400
30	15	1,200	2,400
31	14	1,120	2,240
32	14	1,120	2,240
33	13	1,040	2,080
34	13	1,040	2,080
35	12	960	1,920
36	12	960	1,920
37	12	960	1,920
38	11	880	1,760
39	11	880	1,760
40	11	880	1,760
41	11	880	1,760
42	10	800	1,600
43	10	800	1,600
44	10	800	1,600
45	10	800	1,600
46	9	720	1,440
47	9	720	1,440
48	9	720	1,440
49	9	720	1,440
50	9	720	1,440

C=5.0,B=2.0

PINS	W	Q' ty/Reel	Q' ty/Inner Box	Q' ty/Box
2	16	550	2,200	6,600
3	16	550	2,200	6,600
4	24	550	1,650	4,950
5	24	550	1,650	4,950
6	24	550	1,650	4,950
7	24	550	1,650	4,950
8	24	550	1,650	4,950
9	24	550	1,650	4,950
10	32	550	1,100	3,300
11	32	550	1,100	3,300
12	32	550	1,100	3,300
13	44	550	1,100	3,300
14	44	550	1,100	3,300
15	44	550	1,100	3,300
16	44	550	1,100	3,300
17	44	550	1,100	3,300
18	44	550	1,100	3,300
19	44	550	1,100	3,300
20	44	550	1,100	3,300
21	44	550	1,100	3,300
22	44	550	1,100	3,300
23	56	550	550	1,650
24	56	550	550	1,650
25	56	550	550	1,650
26	56	550	550	1,650

C=5.0,B=2.0

PINS	W	Q' ty/Reel	Q' ty/Inner Box	Q' ty/Box
27	56	550	550	1,650
28	56	550	550	1,650
29	56	550	550	1,650
30	56	550	550	1,650
31	56	550	550	1,650
32	72	550	550	1,650
33	72	550	550	1,650
34	72	550	550	1,650
35	72	550	550	1,650
36	72	550	550	1,650
37	72	550	550	1,650
38	72	550	550	1,650
39	72	550	550	1,650
40	72	550	550	1,650
41	72	550	550	1,650
42	72	550	550	1,650
43	72	550	550	1,650
44	72	550	550	1,650
45	88	550	550	1,650
46	88	550	550	1,650
47	88	550	550	1,650
48	88	550	550	1,650
49	88	550	550	1,650
50	88	550	550	1,650

A4	2025/09/10	Standardization Drawing	CP	OPERATION	DRAW	DATE	SCALE	Fit	PART NO. 1325-21XXXXMXXCXXX
A3	2023/02/02	Add Flatness	Du Ying	X.X ±0.40	CP	2025/09/10	UNIT	mm [inch]	
A2	2021/08/30	Add Specifications	Du Ying	X.XX ±0.25	CHECK	DATE	SIZE	A4	TITLE: 1.27 Pin Header, SINGLE ROW, SMT, DOUBLE PLASTIC, H=2.5
A0	2012/03/31	NEW	William Chen	X.XXX ±0.15	TANG	2025/09/10	SHEET	3/10	
REV	DATE	MODIFICATION DESCRIPTION	CHANGE	Angle ± 3'	APPROVE	DATE	PROJ.		Customer NO.
				DIM TOL	Steven Zhao	2025/09/10			

WCON
Http: www.wcon.com

WCON-Dongguan Tel: +86 769 85358920
WCON-Kunshan Tel: +86 512 57468408
Fax: +86 769 85358915 Fax: +86 512 57468468
E-mail: sales@wcon.com E-mail: salesks@wcon.com

HSF

Packaging Quantity Refers To The Following Table

C=5.0,B=3.0/3.5

C=5.0,B=3.0/3.5

C=5.0,B=4.5

C=5.0,B=4.5

PINS	W	Q' ty/Reel	Q' ty/Inner Box	Q' ty/Box
2	16	500	2,000	6,000
3	24	500	1,500	4,500
4	24	500	1,500	4,500
5	24	500	1,500	4,500
6	24	500	1,500	4,500
7	24	500	1,500	4,500
8	24	500	1,500	4,500
9	24	500	1,500	4,500
10	32	500	1,000	3,000
11	32	500	1,000	3,000
12	32	500	1,000	3,000
13	44	500	1,000	3,000
14	44	500	1,000	3,000
15	44	500	1,000	3,000
16	44	500	1,000	3,000
17	44	500	1,000	3,000
18	44	500	1,000	3,000
19	44	500	1,000	3,000
20	44	500	1,000	3,000
21	44	500	1,000	3,000
22	56	500	500	1,500
23	56	500	500	1,500
24	56	500	500	1,500
25	56	500	500	1,500
26	56	500	500	1,500

PINS	W	Q' ty/Reel	Q' ty/Inner Box	Q' ty/Box
27	56	500	500	1,500
28	56	500	500	1,500
29	56	500	500	1,500
30	56	500	500	1,500
31	72	500	500	1,500
32	72	500	500	1,500
33	72	500	500	1,500
34	72	500	500	1,500
35	72	500	500	1,500
36	72	500	500	1,500
37	72	500	500	1,500
38	72	500	500	1,500
39	72	500	500	1,500
40	72	500	500	1,500
41	72	500	500	1,500
42	72	500	500	1,500
43	72	500	500	1,500
44	88	500	500	1,500
45	88	500	500	1,500
46	88	500	500	1,500
47	88	500	500	1,500
48	88	500	500	1,500
49	88	500	500	1,500
50	88	500	500	1,500

PINS	W	Q' ty/Reel	Q' ty/Inner Box	Q' ty/Box
2	24	330	990	2,970
3	24	330	990	2,970
4	24	330	990	2,970
5	24	330	990	2,970
6	24	330	990	2,970
7	24	330	990	2,970
8	24	330	990	2,970
9	32	330	660	1,980
10	32	330	660	1,980
11	32	330	660	1,980
12	44	330	660	1,980
13	44	330	660	1,980
14	44	330	660	1,980
15	44	330	660	1,980
16	44	330	660	1,980
17	44	330	660	1,980
18	44	330	660	1,980
19	44	330	660	1,980
20	44	330	660	1,980
21	56	330	330	990
22	56	330	330	990
23	56	330	330	990
24	56	330	330	990
25	56	330	330	990
26	56	330	330	990

PINS	W	Q' ty/Reel	Q' ty/Inner Box	Q' ty/Box
27	56	330	330	990
28	56	330	330	990
29	56	330	330	990
30	72	330	330	990
31	72	330	330	990
32	72	330	330	990
33	72	330	330	990
34	72	330	330	990
35	72	330	330	990
36	72	330	330	990
37	72	330	330	990
38	72	330	330	990
39	72	330	330	990
40	72	330	330	990
41	72	330	330	990
42	72	330	330	990
43	88	330	330	990
44	88	330	330	990
45	88	330	330	990
46	88	330	330	990
47	88	330	330	990
48	88	330	330	990
49	88	330	330	990
50	88	330	330	990

A4	2025/09/10	Standardization Drawing	CP	OPERATION	DRAW	DATE	SCALE	Fit	PART NO.
A3	2023/02/02	Add Flatness	Du Ying	x.X ±0.40	CP	2025/09/10	UNIT	mm [inch]	1325-21XXXXMXXCXXX
A2	2021/08/30	Add Specifications	Du Ying	x.xx ±0.25	CHECK	DATE	SIZE	A4	TITLE:
A0	2012/03/31	NEW	William Chen	x.xxx ±0.15	TANG	2025/09/10	SHEET	4/10	1.27 Pin Header, SINGLE ROW, SMT, DOUBLE PLASTIC, H=2.5
REV	DATE	MODIFICATION DESCRIPTION	CHANGE	Angle ± 3'	APPROVE	DATE	PROJ.		Customer NO.
				DIM TOL	Steven Zhao	2025/09/10			

WCON
 Http: www.wcon.com

WCON-Dongguan
 Tel: +86 769 85358920
 Fax: +86 769 85358915
 E-mail: sales@wcon.com

WCON-Kunshan
 Tel: +86 512 57468408
 Fax: +86 512 57468468
 E-mail: salesks@wcon.com

HSF

Packaging Quantity Refers To The Following Table

C=6.8,B=2.0

C=6.8,B=2.0

C=6.8,B=3.0/3.5

C=6.8,B=3.0/3.5

PINS	W	Q' ty/Reel	Q' ty/Inner Box	Q' ty/Box
2	24	440	1,320	3,960
3	24	440	1,320	3,960
4	24	440	1,320	3,960
5	24	440	1,320	3,960
6	24	440	1,320	3,960
7	24	440	1,320	3,960
8	24	440	1,320	3,960
9	32	440	880	2,640
10	32	440	880	2,640
11	32	440	880	2,640
12	44	440	880	2,640
13	44	440	880	2,640
14	44	440	880	2,640
15	44	440	880	2,640
16	44	440	880	2,640
17	44	440	880	2,640
18	44	440	880	2,640
19	44	440	880	2,640
20	44	440	880	2,640
21	56	440	440	1,320
22	56	440	440	1,320
23	56	440	440	1,320
24	56	440	440	1,320
25	56	440	440	1,320
26	56	440	440	1,320

PINS	W	Q' ty/Reel	Q' ty/Inner Box	Q' ty/Box
27	56	440	440	1,320
28	56	440	440	1,320
29	56	440	440	1,320
30	72	440	440	1,320
31	72	440	440	1,320
32	72	440	440	1,320
33	72	440	440	1,320
34	72	440	440	1,320
35	72	440	440	1,320
36	72	440	440	1,320
37	72	440	440	1,320
38	72	440	440	1,320
39	72	440	440	1,320
40	72	440	440	1,320
41	72	440	440	1,320
42	72	440	440	1,320
43	88	440	440	1,320
44	88	440	440	1,320
45	88	440	440	1,320
46	88	440	440	1,320
47	88	440	440	1,320
48	88	440	440	1,320
49	88	440	440	1,320
50	88	440	440	1,320

PINS	W	Q' ty/Reel	Q' ty/Inner Box	Q' ty/Box
2	24	290	870	2,610
3	24	290	870	2,610
4	24	290	870	2,610
5	24	290	870	2,610
6	24	290	870	2,610
7	24	290	870	2,610
8	32	290	580	1,740
9	32	290	580	1,740
10	32	290	580	1,740
11	44	290	580	1,740
12	44	290	580	1,740
13	44	290	580	1,740
14	44	290	580	1,740
15	44	290	580	1,740
16	44	290	580	1,740
17	44	290	580	1,740
18	44	290	580	1,740
19	44	290	580	1,740
20	56	290	290	870
21	56	290	290	870
22	56	290	290	870
23	56	290	290	870
24	56	290	290	870
25	56	290	290	870
26	56	290	290	870

PINS	W	Q' ty/Reel	Q' ty/Inner Box	Q' ty/Box
27	56	290	290	870
28	56	290	290	870
29	56	290	290	870
30	72	290	290	870
31	72	290	290	870
32	72	290	290	870
33	72	290	290	870
34	72	290	290	870
35	72	290	290	870
36	72	290	290	870
37	72	290	290	870
38	72	290	290	870
39	72	290	290	870
40	72	290	290	870
41	72	290	290	870
42	88	290	290	870
43	88	290	290	870
44	88	290	290	870
45	88	290	290	870
46	88	290	290	870
47	88	290	290	870
48	88	290	290	870
49	88	290	290	870
50	88	290	290	870

A4	2025/09/10	Standardization Drawing	CP	OPERATION	DRAW	DATE	SCALE	Fit	PART NO.
A3	2023/02/02	Add Flatness	Du Ying	x.X ±0.40	CP	2025/09/10	UNIT	mm [inch]	1325-21XXXXMXXCXXX
A2	2021/08/30	Add Specifications	Du Ying	x.XX ±0.25	CHECK	DATE	SIZE	A4	TITLE:
A0	2012/03/31	NEW	William Chen	x.XXX ±0.15	TANG	2025/09/10	SHEET	5/10	1.27 Pin Header, SINGLE ROW, SMT, DOUBLE PLASTIC, H=2.5
REV	DATE	MODIFICATION DESCRIPTION	CHANGE	Angle ± 3'	APPROVE	DATE	PROJ.		Customer NO.
				DIM TOL	Steven Zhao	2025/09/10			

WCON
 Http: www.wcon.com

WCON-Dongguan
 Tel: +86 769 85358920
 Fax: +86 769 85358915
 E-mail: sales@wcon.com

WCON-Kunshan
 Tel: +86 512 57468408
 Fax: +86 512 57468468
 E-mail: salesks@wcon.com

HSF

Packaging Quantity Refers To The Following Table

C=6.8,B=4.5

C=6.8,B=4.5

C=7.6,B=2.0/3.0/3.5

C=7.6,B=2.0/3.0/3.5

PINS	W	Q' ty/Reel	Q' ty/Inner Box	Q' ty/Box
2	24	250	750	2,250
3	24	250	750	2,250
4	24	250	750	2,250
5	24	250	750	2,250
6	24	250	750	2,250
7	24	250	750	2,250
8	32	250	500	1,500
9	32	250	500	1,500
10	32	250	500	1,500
11	44	250	500	1,500
12	44	250	500	1,500
13	44	250	500	1,500
14	44	250	500	1,500
15	44	250	500	1,500
16	44	250	500	1,500
17	44	250	500	1,500
18	44	250	500	1,500
19	56	250	250	750
20	56	250	250	750
21	56	250	250	750
22	56	250	250	750
23	56	250	250	750
24	56	250	250	750
25	56	250	250	750
26	56	250	250	750

PINS	W	Q' ty/Reel	Q' ty/Inner Box	Q' ty/Box
27	56	250	250	750
28	56	250	250	750
29	72	250	250	750
30	72	250	250	750
31	72	250	250	750
32	72	250	250	750
33	72	250	250	750
34	72	250	250	750
35	72	250	250	750
36	72	250	250	750
37	72	250	250	750
38	72	250	250	750
39	72	250	250	750
40	72	250	250	750
41	88	250	250	750
42	88	250	250	750
43	88	250	250	750
44	88	250	250	750
45	88	250	250	750
46	88	250	250	750
47	88	250	250	750
48	88	250	250	750
49	88	250	250	750
50	88	250	250	750

PINS	W	Q' ty/Reel	Q' ty/Inner Box	Q' ty/Box
2	24	290	870	2,610
3	24	290	870	2,610
4	24	290	870	2,610
5	24	290	870	2,610
6	24	290	870	2,610
7	24	290	870	2,610
8	32	290	580	1,740
9	32	290	580	1,740
10	32	290	580	1,740
11	44	290	580	1,740
12	44	290	580	1,740
13	44	290	580	1,740
14	44	290	580	1,740
15	44	290	580	1,740
16	44	290	580	1,740
17	44	290	580	1,740
18	44	290	580	1,740
19	44	290	580	1,740
20	56	290	290	870
21	56	290	290	870
22	56	290	290	870
23	56	290	290	870
24	56	290	290	870
25	56	290	290	870
26	56	290	290	870

PINS	W	Q' ty/Reel	Q' ty/Inner Box	Q' ty/Box
27	56	290	290	870
28	56	290	290	870
29	56	290	290	870
30	72	290	290	870
31	72	290	290	870
32	72	290	290	870
33	72	290	290	870
34	72	290	290	870
35	72	290	290	870
36	72	290	290	870
37	72	290	290	870
38	72	290	290	870
39	72	290	290	870
40	72	290	290	870
41	72	290	290	870
42	88	290	290	870
43	88	290	290	870
44	88	290	290	870
45	88	290	290	870
46	88	290	290	870
47	88	290	290	870
48	88	290	290	870
49	88	290	290	870
50	88	290	290	870

A4	2025/09/10	Standardization Drawing	CP	OPERATION	DRAW	DATE	SCALE	Fit	PART NO.
A3	2023/02/02	Add Flatness	Du Ying	x.X ±0.40	CP	2025/09/10	UNIT	mm [inch]	1325-21XXXXMXXXCXXX
A2	2021/08/30	Add Specifications	Du Ying	x.XX ±0.25	CHECK	DATE	SIZE	A4	TITLE:
A0	2012/03/31	NEW	William Chen	x.XXX ±0.15	TANG	2025/09/10	SHEET	6/10	1.27 Pin Header, SINGLE ROW, SMT, DOUBLE PLASTIC, H=2.5
REV	DATE	MODIFICATION DESCRIPTION	CHANGE	Angle ± 3'	APPROVE	DATE	PROJ.		Customer NO.
				DIM TOL	Steven Zhao	2025/09/10			

WCON

Http: www.wcon.com

WCON-Dongguan Tel: +86 769 85358920 Fax: +86 769 85358915 E-mail: sales@wcon.com	WCON-Kunshan Tel: +86 512 57468408 Fax: +86 512 57468468 E-mail: sales@wcon.com
---	--

HSF

Packaging Quantity Refers To The Following Table

C=7.6,B=4.5

C=7.6,B=4.5

C=9.0,B=2.0/3.0/3.5

C=9.0,B=2.0/3.0/3.5

PINS	W	Q' ty/Reel	Q' ty/Inner Box	Q' ty/Box
2	24	250	750	2,250
3	24	250	750	2,250
4	24	250	750	2,250
5	24	250	750	2,250
6	24	250	750	2,250
7	32	250	500	1,500
8	32	250	500	1,500
9	32	250	500	1,500
10	44	250	500	1,500
11	44	250	500	1,500
12	44	250	500	1,500
13	44	250	500	1,500
14	44	250	500	1,500
15	44	250	500	1,500
16	44	250	500	1,500
17	44	250	500	1,500
18	44	250	500	1,500
19	56	250	250	750
20	56	250	250	750
21	56	250	250	750
22	56	250	250	750
23	56	250	250	750
24	56	250	250	750
25	56	250	250	750
26	56	250	250	750

PINS	W	Q' ty/Reel	Q' ty/Inner Box	Q' ty/Box
27	56	250	250	750
28	72	250	250	750
29	72	250	250	750
30	72	250	250	750
31	72	250	250	750
32	72	250	250	750
33	72	250	250	750
34	72	250	250	750
35	72	250	250	750
36	72	250	250	750
37	72	250	250	750
38	72	250	250	750
39	72	250	250	750
40	72	250	250	750
41	88	250	250	750
42	88	250	250	750
43	88	250	250	750
44	88	250	250	750
45	88	250	250	750
46	88	250	250	750
47	88	250	250	750
48	88	250	250	750
49	88	250	250	750
50	88	250	250	750

PINS	W	Q' ty/Reel	Q' ty/Inner Box	Q' ty/Box
2	24	250	750	2,250
3	24	250	750	2,250
4	24	250	750	2,250
5	24	250	750	2,250
6	24	250	750	2,250
7	24	250	750	2,250
8	32	250	500	1,500
9	32	250	500	1,500
10	32	250	500	1,500
11	44	250	500	1,500
12	44	250	500	1,500
13	44	250	500	1,500
14	44	250	500	1,500
15	44	250	500	1,500
16	44	250	500	1,500
17	44	250	500	1,500
18	44	250	500	1,500
19	56	250	250	750
20	56	250	250	750
21	56	250	250	750
22	56	250	250	750
23	56	250	250	750
24	56	250	250	750
25	56	250	250	750
26	56	250	250	750

PINS	W	Q' ty/Reel	Q' ty/Inner Box	Q' ty/Box
27	56	250	250	750
28	56	250	250	750
29	72	250	250	750
30	72	250	250	750
31	72	250	250	750
32	72	250	250	750
33	72	250	250	750
34	72	250	250	750
35	72	250	250	750
36	72	250	250	750
37	72	250	250	750
38	72	250	250	750
39	72	250	250	750
40	72	250	250	750
41	88	250	250	750
42	88	250	250	750
43	88	250	250	750
44	88	250	250	750
45	88	250	250	750
46	88	250	250	750
47	88	250	250	750
48	88	250	250	750
49	88	250	250	750
50	88	250	250	750

A4	2025/09/10	Standardization Drawing	CP	OPERATION	DRAW	DATE	SCALE	Fit	PART NO.
A3	2023/02/02	Add Flatness	Du Ying	x.X ±0.40	CP	2025/09/10	UNIT	mm [inch]	1325-21XXXXMXXCXXX
A2	2021/08/30	Add Specifications	Du Ying	x.XX ±0.25	CHECK	DATE	SIZE	A4	TITLE:
AO	2012/03/31	NEW	William Chen	x.XXX ±0.15	TANG	2025/09/10	SHEET	7/10	1.27 Pin Header, SINGLE ROW, SMT, DOUBLE PLASTIC, H=2.5
REV	DATE	MODIFICATION DESCRIPTION	CHANGE	Angle ± 3'	APPROVE	DATE	PROJ.		Customer NO.
				DIM TOL	Steven Zhao	2025/09/10			

WCON

Http: www.wcon.com

WCON-Dongguan
Tel: +86 769 85358920
Fax: +86 769 85358915
E-mail: sales@wcon.com

WCON-Kunshan
Tel: +86 512 57468408
Fax: +86 512 57468468
E-mail: salesks@wcon.com

HSF

Packaging Quantity Refers To The Following Table

C=9.0,B=4.5

C=9.0,B=4.5

C=10.1,B=2.0/3.0

C=10.1,B=2.0/3.0

PINS	W	Q' ty/Reel	Q' ty/Inner Box	Q' ty/Box
2	24	210	630	1,890
3	24	210	630	1,890
4	24	210	630	1,890
5	24	210	630	1,890
6	24	210	630	1,890
7	32	210	420	1,260
8	32	210	420	1,260
9	32	210	420	1,260
10	44	210	420	1,260
11	44	210	420	1,260
12	44	210	420	1,260
13	44	210	420	1,260
14	44	210	420	1,260
15	44	210	420	1,260
16	44	210	420	1,260
17	44	210	420	1,260
18	56	210	210	630
19	56	210	210	630
20	56	210	210	630
21	56	210	210	630
22	56	210	210	630
23	56	210	210	630
24	56	210	210	630
25	56	210	210	630
26	56	210	210	630

PINS	W	Q' ty/Reel	Q' ty/Inner Box	Q' ty/Box
27	72	210	210	630
28	72	210	210	630
29	72	210	210	630
30	72	210	210	630
31	72	210	210	630
32	72	210	210	630
33	72	210	210	630
34	72	210	210	630
35	72	210	210	630
36	72	210	210	630
37	72	210	210	630
38	72	210	210	630
39	72	210	210	630
40	88	210	210	630
41	88	210	210	630
42	88	210	210	630
43	88	210	210	630
44	88	210	210	630
45	88	210	210	630
46	88	210	210	630
47	88	210	210	630
48	88	210	210	630
49	88	210	210	630
50	88	210	210	630

PINS	W	Q' ty/Reel	Q' ty/Inner Box	Q' ty/Box
2	24	250	750	2,250
3	24	250	750	2,250
4	24	250	750	2,250
5	24	250	750	2,250
6	24	250	750	2,250
7	32	250	500	1,500
8	32	250	500	1,500
9	32	250	500	1,500
10	44	250	500	1,500
11	44	250	500	1,500
12	44	250	500	1,500
13	44	250	500	1,500
14	44	250	500	1,500
15	44	250	500	1,500
16	44	250	500	1,500
17	44	250	500	1,500
18	44	250	500	1,500
19	56	250	250	750
20	56	250	250	750
21	56	250	250	750
22	56	250	250	750
23	56	250	250	750
24	56	250	250	750
25	56	250	250	750
26	56	250	250	750

PINS	W	Q' ty/Reel	Q' ty/Inner Box	Q' ty/Box
27	56	250	250	750
28	72	250	250	750
29	72	250	250	750
30	72	250	250	750
31	72	250	250	750
32	72	250	250	750
33	72	250	250	750
34	72	250	250	750
35	72	250	250	750
36	72	250	250	750
37	72	250	250	750
38	72	250	250	750
39	72	250	250	750
40	72	250	250	750
41	88	250	250	750
42	88	250	250	750
43	88	250	250	750
44	88	250	250	750
45	88	250	250	750
46	88	250	250	750
47	88	250	250	750
48	88	250	250	750
49	88	250	250	750
50	88	250	250	750

A4	2025/09/10	Standardization Drawing	CP	OPERATION	DRAW	DATE	SCALE	Fit	PART NO.
A3	2023/02/02	Add Flatness	Du Ying	x.X ±0.40	CP	2025/09/10	UNIT	mm [inch]	1325-21XXXXMXXCXXX
A2	2021/08/30	Add Specifications	Du Ying	x.XX ±0.25	CHECK	DATE	SIZE	A4	TITLE:
A0	2012/03/31	NEW	William Chen	x.XXX ±0.15	TANG	2025/09/10	SHEET	8/10	1.27 Pin Header, SINGLE ROW, SMT, DOUBLE PLASTIC, H=2.5
REV	DATE	MODIFICATION DESCRIPTION	CHANGE	Angle ± 3'	APPROVE	DATE	PROJ.		Customer NO.
				DIM TOL	Steven Zhao	2025/09/10			

WCON
Http: www.wcon.com

WCON-Dongguan Tel: +86 769 85358920
WCON-Kunshan Tel: +86 512 57468408
Fax: +86 769 85358915 Fax: +86 512 57468468
E-mail: sales@wcon.com E-mail: salesks@wcon.com

HSF

Packaging Quantity Refers To The Following Table

C=10.1,B=3.5/4.5

C=10.1,B=3.5/4.5

C=11.9,B=2.0/3.0/3.5

C=11.9,B=2.0/3.0/3.5

PINS	W	Q' ty/Reel	Q' ty/Inner Box	Q' ty/Box
2	24	210	630	1,890
3	24	210	630	1,890
4	24	210	630	1,890
5	24	210	630	1,890
6	24	210	630	1,890
7	32	210	420	1,260
8	32	210	420	1,260
9	32	210	420	1,260
10	44	210	420	1,260
11	44	210	420	1,260
12	44	210	420	1,260
13	44	210	420	1,260
14	44	210	420	1,260
15	44	210	420	1,260
16	44	210	420	1,260
17	44	210	420	1,260
18	56	210	210	630
19	56	210	210	630
20	56	210	210	630
21	56	210	210	630
22	56	210	210	630
23	56	210	210	630
24	56	210	210	630
25	56	210	210	630
26	56	210	210	630

PINS	W	Q' ty/Reel	Q' ty/Inner Box	Q' ty/Box
27	72	210	210	630
28	72	210	210	630
29	72	210	210	630
30	72	210	210	630
31	72	210	210	630
32	72	210	210	630
33	72	210	210	630
34	72	210	210	630
35	72	210	210	630
36	72	210	210	630
37	72	210	210	630
38	72	210	210	630
39	72	210	210	630
40	88	210	210	630
41	88	210	210	630
42	88	210	210	630
43	88	210	210	630
44	88	210	210	630
45	88	210	210	630
46	88	210	210	630
47	88	210	210	630
48	88	210	210	630
49	88	210	210	630
50	88	210	210	630

PINS	W	Q' ty/Reel	Q' ty/Inner Box	Q' ty/Box
2	24	210	630	1,890
3	24	210	630	1,890
4	24	210	630	1,890
5	24	210	630	1,890
6	32	210	420	1,260
7	32	210	420	1,260
8	32	210	420	1,260
9	32	210	420	1,260
10	44	210	420	1,260
11	44	210	420	1,260
12	44	210	420	1,260
13	44	210	420	1,260
14	44	210	420	1,260
15	44	210	420	1,260
16	44	210	420	1,260
17	44	210	420	1,260
18	56	210	210	630
19	56	210	210	630
20	56	210	210	630
21	56	210	210	630
22	56	210	210	630
23	56	210	210	630
24	56	210	210	630
25	56	210	210	630
26	56	210	210	630

PINS	W	Q' ty/Reel	Q' ty/Inner Box	Q' ty/Box
27	72	210	210	630
28	72	210	210	630
29	72	210	210	630
30	72	210	210	630
31	72	210	210	630
32	72	210	210	630
33	72	210	210	630
34	72	210	210	630
35	72	210	210	630
36	72	210	210	630
37	72	210	210	630
38	72	210	210	630
39	72	210	210	630
40	88	210	210	630
41	88	210	210	630
42	88	210	210	630
43	88	210	210	630
44	88	210	210	630
45	88	210	210	630
46	88	210	210	630
47	88	210	210	630
48	88	210	210	630
49	88	210	210	630
50	88	210	210	630

A4	2025/09/10	Standardization Drawing	CP	OPERATION	DRAW	DATE	SCALE	Fit	PART NO.
A3	2023/02/02	Add Flatness	Du Ying	x.X ±0.40	CP	2025/09/10	UNIT	mm [inch]	1325-21XXXXMXXXCXXX
A2	2021/08/30	Add Specifications	Du Ying	x.XX ±0.25	CHECK	DATE	SIZE	A4	TITLE:
A0	2012/03/31	NEW	William Chen	x.XXX ±0.15	TANG	2025/09/10	SHEET	9/10	1.27 Pin Header, SINGLE ROW, SMT, DOUBLE PLASTIC, H=2.5
REV	DATE	MODIFICATION DESCRIPTION	CHANGE	Angle ± 3'	APPROVE	DATE	PROJ.		Customer NO.
				DIM TOL	Steven Zhao	2025/09/10			

WCON
Http: www.wcon.com

WCON-Dongguan
Tel: +86 769 85358920
Fax: +86 769 85358915
E-mail: sales@wcon.com

WCON-Kunshan
Tel: +86 512 57468408
Fax: +86 512 57468468
E-mail: salesks@wcon.com

HSF

Packaging Quantity Refers To The Following Table

C=11.9,B=4.5

C=11.9,B=4.5

PINS	W	Q' ty/Reel	Q' ty/Inner Box	Q' ty/Box	PINS	W	Q' ty/Reel	Q' ty/Inner Box	Q' ty/Box
2	24	170	510	1,530	27	72	170	170	510
3	24	170	510	1,530	28	72	170	170	510
4	24	170	510	1,530	29	72	170	170	510
5	24	170	510	1,530	30	72	170	170	510
6	32	170	340	1,020	31	72	170	170	510
7	32	170	340	1,020	32	72	170	170	510
8	32	170	340	1,020	33	72	170	170	510
9	32	170	340	1,020	34	72	170	170	510
10	44	170	340	1,020	35	72	170	170	510
11	44	170	340	1,020	36	72	170	170	510
12	44	170	340	1,020	37	72	170	170	510
13	44	170	340	1,020	38	88	170	170	510
14	44	170	340	1,020	39	88	170	170	510
15	44	170	340	1,020	40	88	170	170	510
16	56	170	170	510	41	88	170	170	510
17	56	170	170	510	42	88	170	170	510
18	56	170	170	510	43	88	170	170	510
19	56	170	170	510	44	88	170	170	510
20	56	170	170	510	45	88	170	170	510
21	56	170	170	510	46	88	170	170	510
22	56	170	170	510	47	88	170	170	510
23	56	170	170	510	48	88	170	170	510
24	56	170	170	510	49	88	170	170	510
25	56	170	170	510	50	88	170	170	510
26	72	170	170	510					

A4	2025/09/10	Standardization Drawing	CP	OPERATION	DRAW	DATE	SCALE	Fit	PART NO.
A3	2023/02/02	Add Flatness	Du Ying	x.X ±0.40	CP	2025/09/10	UNIT	mm [inch]	1325-21XXXXMXXXCXXX Δ
A2	2021/08/30	Add Specifications	Du Ying	x.XX ±0.25	CHECK	DATE	SIZE	A4	TITLE:
A0	2012/03/31	NEW	William Chen	x.XXX ±0.15	TANG	2025/09/10	SHEET	10/10	1.27 Pin Header, SINGLE ROW, SMT, DOUBLE PLASTIC, H=2.5
REV	DATE	MODIFICATION DESCRIPTION	CHANGE	Angle ± 3'	APPROVE	DATE	PROJ.		Customer NO.
				DIM TOL	Steven Zhao	2025/09/10			

WCON
 Http: www.wcon.com

WCON-Dongguan
 Tel: +86 769 85358920
 Fax: +86 769 85358915
 E-mail: sales@wcon.com

WCON-Kunshan
 Tel: +86 512 57468408
 Fax: +86 512 57468468
 E-mail: sales@wcon.com