

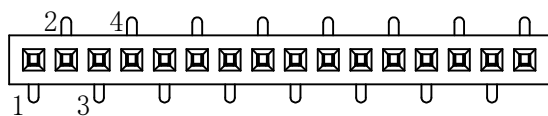
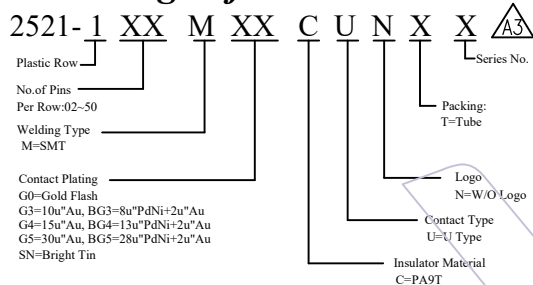
# HSF

**NOTES:**

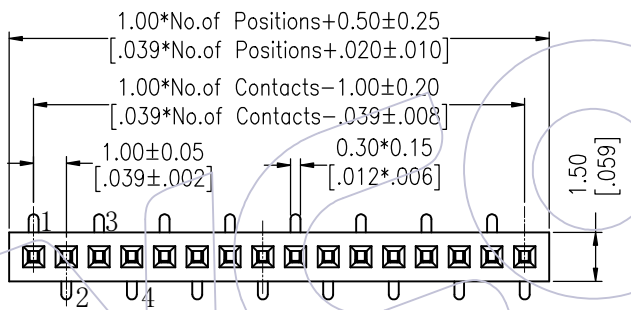
Rated Current:1.0AMP.(20°C,1\*2P-1\*15P)  
 0.75AMP.(20°C,1\*16P-1\*50P)  $\triangle A3$   
 Contact Resistance:20m $\Omega$  max  
 Withstand Voltage:500V AC  
 Insulation Resistance:1000M $\Omega$  min  
 Operation Temperature:-40°C to +125°C(Gold Plating)  
 -40°C to +105°C(Tin Plating)  $\triangle A3$

Contact Material:Copper alloy  
 Contact Plating:Au Or Sn Over 30u" Min Ni  
 Insulator Material:PA9T+G.F UL94V-0

## Ordering Information

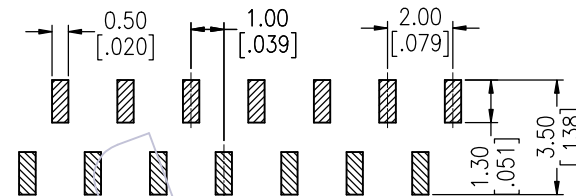


TYPE 1

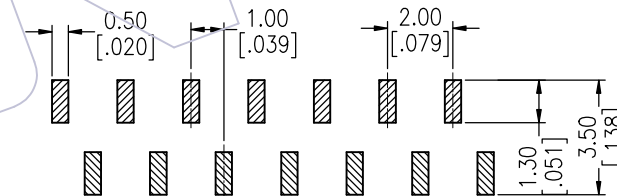


TYPE 2

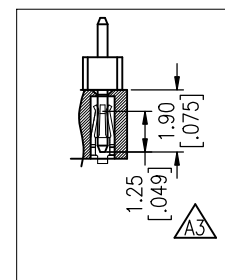
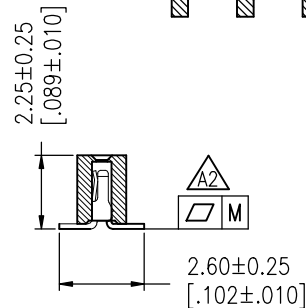
Recommended P.C.B Layout(Top Side)  
 (PCB BOARD TOLERANCE±0.05)  
 (PCB Thickness:T=1.60mm)



TYPE 1



TYPE 2



Item	Pitch	Mating	DIM.B
Standard	1.00	1510/1515/1521	1.90
Alternate			

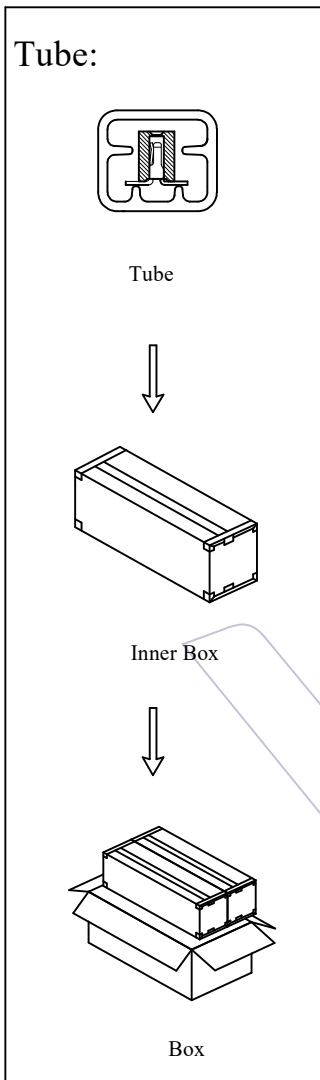
TITLE	PART NO.
TYPE 1	2521-1XXMXXCUNX1
TYPE 2	2521-1XXMXXCUNX2

Pin(Per Row)	2-15P	16-30P	31-40P
M	0.10	0.12	0.18

REV	DATE	MODIFICATION DESCRIPTION	CHANGE	OPERATION	DRAW	DATE	SCALE	FIT	PART NO.	 Http: www.wcon.com WCON-Dongguan Tel: +86 769 85358920 WCON-Kunshan Tel: +86 512 57468408 Fax: +86 769 85358915 E-mail: sales@wcon.com
A3	2026/01/17	Standardization Drawing	CP	OPERATION	CP	2026/01/17	UNIT	mm	2521-1XXMXXCUNXX	
A2	2023/02/03	Add Flatness	XSR	x.X ±0.40	CHECK	2026/01/17	inch	A4		
A1	2015/01/12	Modify	Allen	x.XX ±0.25	TANG	2026/01/17	SHEET	1/2	TITLE:	
A0	2014/12/25	NEW	Allen	x.XXX ±0.15	APPROVE	2026/01/17	PROJ.	◆	1.00mm Female Header	
				Angle ± 3'	Steven Zhao	2026/01/17			Single Row 180°SMT Type	
				DIM TOL					Customer NO.	



Packing:



Packaging Quantity Refers To The Following Table

PINS	Q' ty/Tube	Q' ty/Inner Box	Q' ty/Box
2	2k/Tray		96,000
3	2k/Tray		96,000
4	122	61,000	122,000
5	100	50,000	100,000
6	89	44,500	89,000
7	74	37,000	74,000
8	68	34,000	68,000
9	59	29,500	59,000
10	53	26,500	53,000
11	49	24,500	49,000
12	46	23,000	46,000
13	42	21,000	42,000
14	39	19,500	39,000
15	36	18,000	36,000
16	34	17,000	34,000
17	32	16,000	32,000
18	30	15,000	30,000
19	29	14,500	29,000
20	27	13,500	27,000
21	26	13,000	26,000
22	25	12,500	25,000
23	24	12,000	24,000
24	23	11,500	23,000
25	22	11,000	22,000
26	21	10,500	21,000

PINS	Q' ty/Tube	Q' ty/Inner Box	Q' ty/Box
27	20	10,000	20,000
28	20	10,000	20,000
29	19	9,500	19,000
30	18	9,000	18,000
31	18	9,000	18,000
32	17	8,500	17,000
33	17	8,500	17,000
34	16	8,000	16,000
35	16	8,000	16,000
36	15	7,500	15,000
37	15	7,500	15,000
38	14	7,000	14,000
39	14	7,000	14,000
40	14	7,000	14,000
41	13	6,500	13,000
42	13	6,500	13,000
43	13	6,500	13,000
44	12	6,000	12,000
45	12	6,000	12,000
46	12	6,000	12,000
47	12	6,000	12,000
48	11	5,500	11,000
49	11	5,500	11,000
50	11	5,500	11,000

A3	2026/01/17	Standardization Drawing	CP	OPERATION		DRAW	DATE	SCALE	FIT	PART NO.		<p>Http: www.wcon.com</p> <p>WCON-Dongguan Tel: +86 769 85358920 Fax: +86 769 85358915 E-mail: sales@wcon.com</p> <p>WCON-Kunshan Tel: +86 512 57468408 Fax: +86 512 57468468 E-mail: salesks@wcon.com</p>
A2	2023/02/03	Add Flatness	XSR	x.x	±0.40	CP	2026/01/17	UNIT	mm	2521-1XXMXXCUNXX		
A1	2015/01/12	Modify	Allen	x.xx	±0.25	CHECK	DATE	SIZE	A4	TITLE:		
A0	2014/12/25	NEW	Allen	x.xxx	±0.15	TANG	2026/01/17	SHEET	2/2	1.00mm Female Header		
REV	DATE	MODIFICATION DESCRIPTION	CHANGE	Angle	± 3'	APPROVE	DATE	PROJ.		Single Row 180°SMT Type		
				DIM	TOL	Steven Zhao	2026/01/17			Customer NO.		